

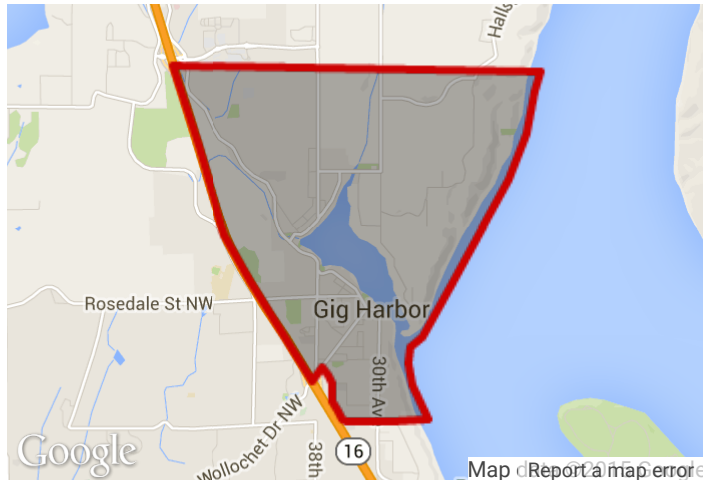
Gig Harbor Statistics for January 2015

The table below provides listing information for active and recently sold residential properties in this neighborhood.

Description	Jan 15	Previous Month
Active Inventory	38	-44.74% ↓
Number of Sales	8	-75.00% ↓
Median List Price	\$443,925	1.36% ↑
Median Sale Price	\$440,975	4.04% ↑
Median Days on Market	53	-75.47% ↓
Average List / Sale Price	100.51 %	2.10% ↑
New Listings	0	-100% ↓
Pending Listings	8	0% ▯
Supply of Inventory	5 Month Supply	---
Average Bedrooms / Sale	3.12	---
Average Bathrooms / Sale	2.75	---

Gig Harbor Neighborhood Map

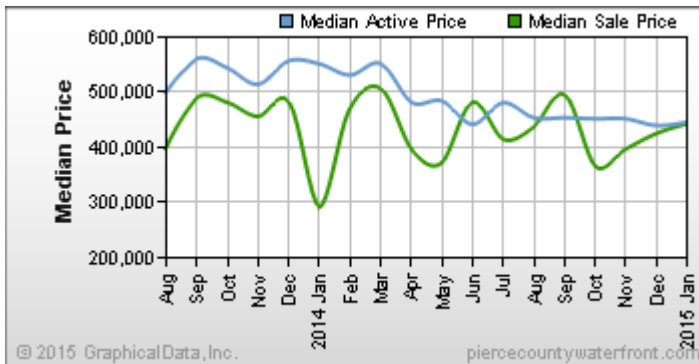
Displayed below is a map of the Gig Harbor neighborhood.



Active History: Jan Last 30 Last 7
 Sold History: Jan Last 30 Last 7

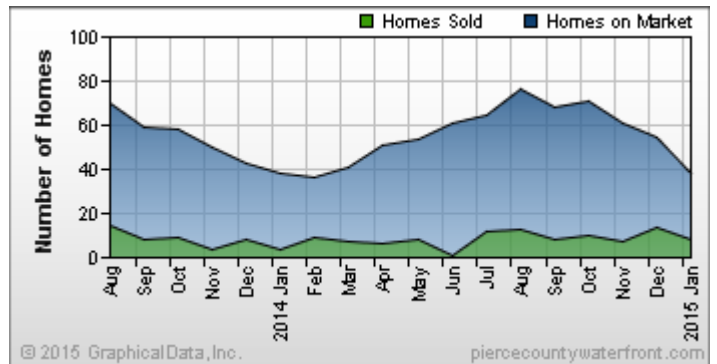
Median Price

The Chart below compares the historic median price of sold and active inventory in the Gig Harbor neighborhood.



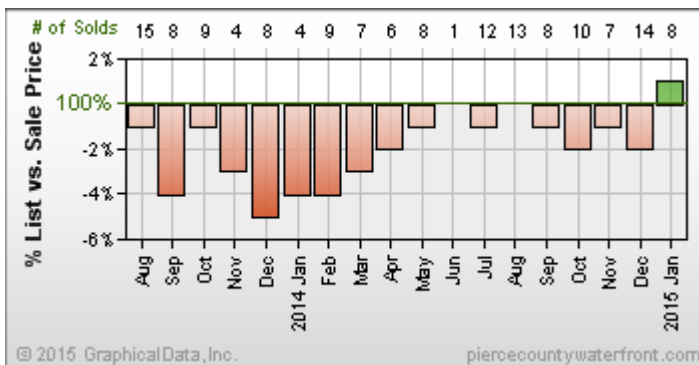
Neighborhood Inventory

Neighborhood inventory is the number of active properties on the market and the number of homes sold in the neighborhood.



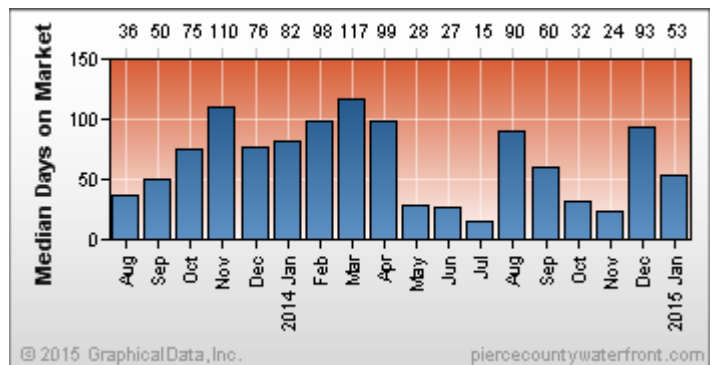
List Price to Sale Price

This chart is useful to identify the trends in how much over or under are homes selling in relationship to list price.



Days on Market

Days on Market for Gig Harbor are calculated using the median days on market of all the sold homes in the identified time period.



Eric Paffenroth

Skyline Properties, Inc.

702 So. Hill Park Dr #203 Puyallup, WA 98373
 Direct: 253-777-9062 Office: 800-606-3161 Fax: 253-604-6001
 Email: eric.paffenroth@icloud.com Website: http://pierceanwaterfront.com

