

# Proctor District Neighborhood Report prepared for Eric Paffenroth

November 2014 Residential Edition

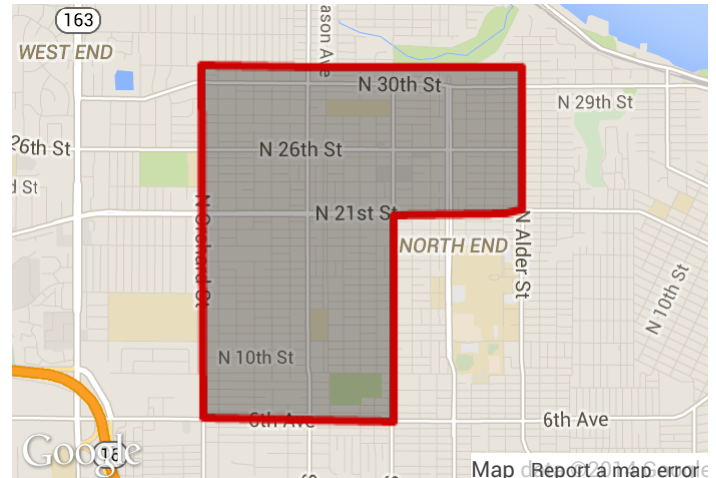
## Proctor District Statistics for November 2014

The table below provides listing information for active and recently sold residential properties in this neighborhood.

Description	Nov 14	Previous Month	
Active Inventory	50	-8.00%	↓
Number of Sales	10	-20.00%	↓
Median List Price	\$277,250	6.23%	↑
Median Sale Price	\$299,200	9.88%	↑
Median Days on Market	22	-200.00%	↓
Average List / Sale Price	97.10 %	-0.93%	↓
New Listings	11	-36.36%	↓
Pending Listings	13	23.08%	↑
Supply of Inventory	5 Month Supply	---	
Average Bedrooms / Sale	3.40	---	
Average Bathrooms / Sale	1.50	---	

## Proctor District Neighborhood Map

Displayed below is a map of the Proctor District neighborhood.

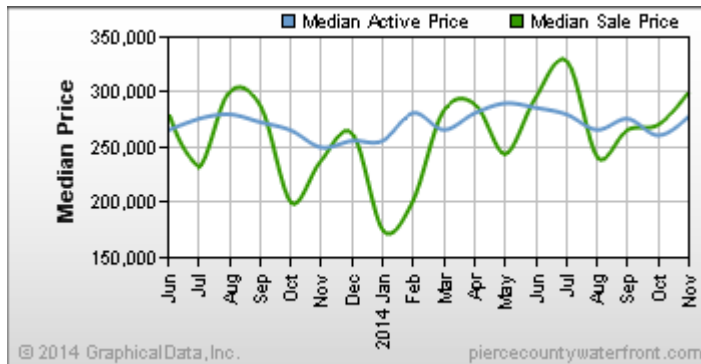


Active History: [Nov](#) [Last 30](#) [Last 7](#)

Sold History: [Nov](#) [Last 30](#) [Last 7](#)

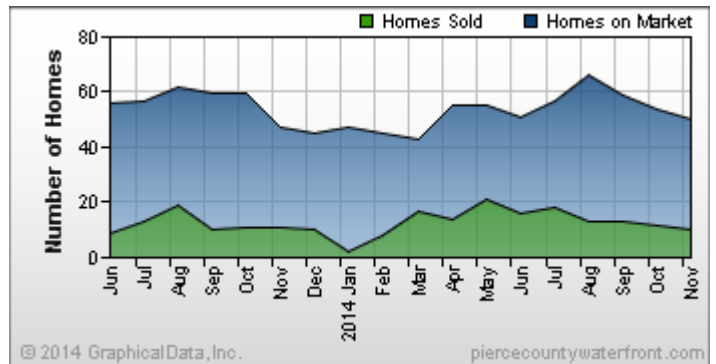
## Median Price

The Chart below compares the historic median price of sold and active inventory in the Proctor District neighborhood.



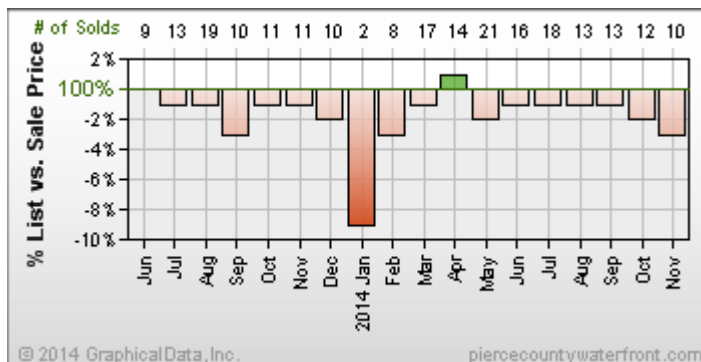
## Neighborhood Inventory

Neighborhood inventory is the number of active properties on the market and the number of homes sold in the neighborhood.



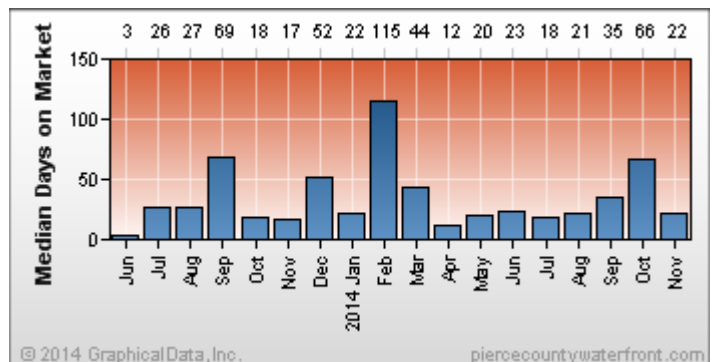
## List Price to Sale Price

This chart is useful to identify the trends in how much over or under are homes selling in relationship to list price.



## Days on Market

Days on Market for Proctor District are calculated using the median days on market of all the sold homes in the identified time period.



**Eric Paffenroth**

**Skyline Properties, Inc.**

702 So. Hill Park Dr #203 Puyallup, WA 98373

Direct: 253-777-9062 Office: 800-606-3161 Fax: 253-604-6001

Email: [eric.paffenroth@icloud.com](mailto:eric.paffenroth@icloud.com) Website: <http://pierceanwaterfront.com>

