

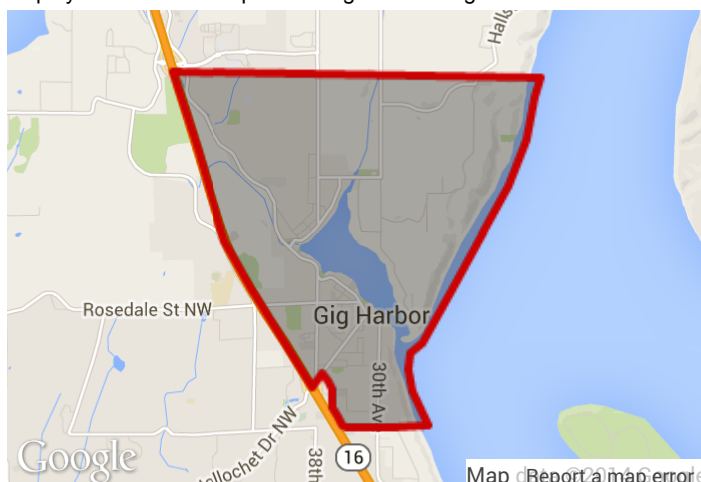
Gig Harbor Statistics for November 2014

The table below provides listing information for active and recently sold residential properties in this neighborhood.

Description	Nov 14	Previous Month	
Active Inventory	61	-16.39%	↓
Number of Sales	7	-42.86%	↓
Median List Price	\$449,950	0%	
Median Sale Price	\$395,000	7.89%	↑
Median Days on Market	24	-33.33%	↓
Average List / Sale Price	99.20 %	1.43%	↑
New Listings	5	-140.00%	↓
Pending Listings	10	0%	
Supply of Inventory	9 Month Supply	---	
Average Bedrooms / Sale	3.00	---	
Average Bathrooms / Sale	2.50	---	

Gig Harbor Neighborhood Map

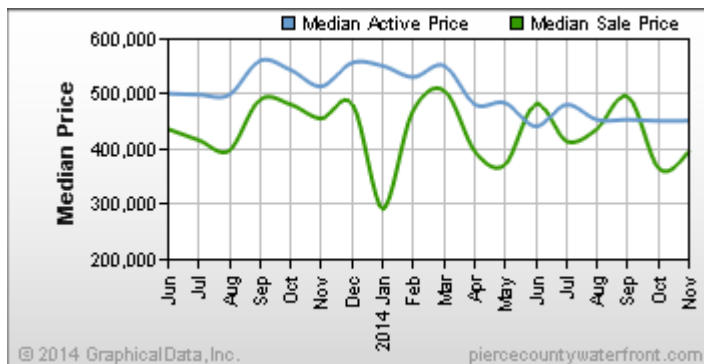
Displayed below is a map of the Gig Harbor neighborhood.



Active History: [Nov](#) [Last 30](#) [Last 7](#)
 Sold History: [Nov](#) [Last 30](#) [Last 7](#)

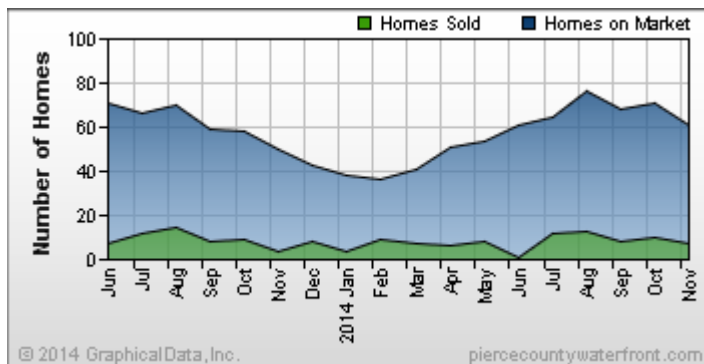
Median Price

The Chart below compares the historic median price of sold and active inventory in the Gig Harbor neighborhood.



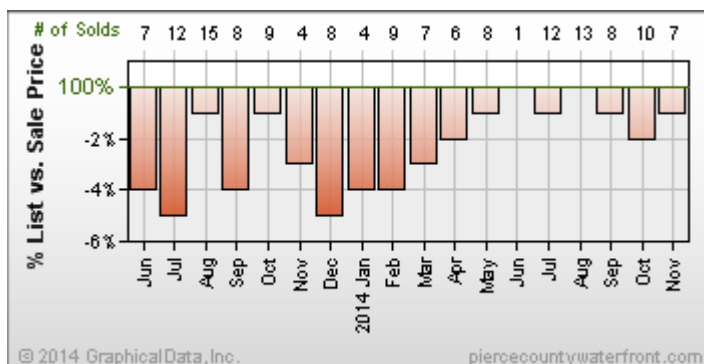
Neighborhood Inventory

Neighborhood inventory is the number of active properties on the market and the number of homes sold in the neighborhood.



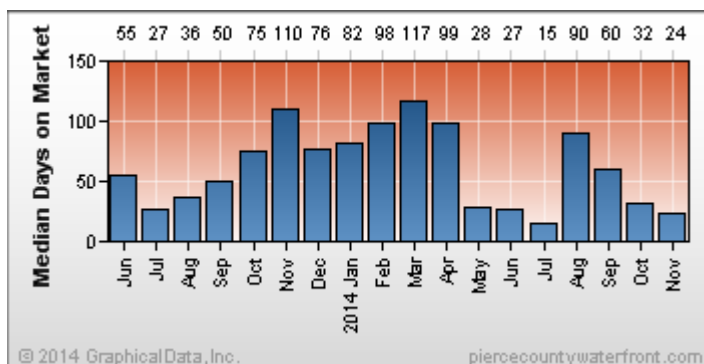
List Price to Sale Price

This chart is useful to identify the trends in how much over or under are homes selling in relationship to list price.



Days on Market

Days on Market for Gig Harbor are calculated using the median days on market of all the sold homes in the identified time period.



Eric Paffenroth

Skyline Properties, Inc.

702 So. Hill Park Dr #203 Puyallup, WA 98373
 Direct: 253-777-9062 Office: 800-606-3161 Fax: 253-604-6001
 Email: eric.paffenroth@icloud.com Website: http://pierceanwaterfront.com

