

# Dash Point Neighborhood Report prepared for Eric Paffenroth

October 2014 Residential Edition

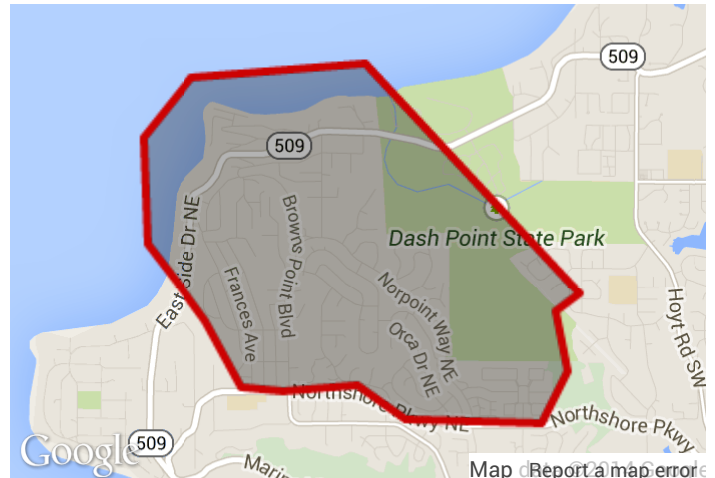
## Dash Point Statistics for October 2014

The table below provides listing information for active and recently sold residential properties in this neighborhood.

Description	Oct 14	Previous Month	
Active Inventory	41	-9.76%	↓
Number of Sales	7	-14.29%	↓
Median List Price	\$444,950	0%	
Median Sale Price	\$470,000	5.64%	↑
Median Days on Market	116	84.48%	↑
Average List / Sale Price	97.38 %	-0.43%	↓
New Listings	8	-75.00%	↓
Pending Listings	6	0%	
Supply of Inventory	6 Month Supply	---	
Average Bedrooms / Sale	3.57	---	
Average Bathrooms / Sale	2.61	---	

## Dash Point Neighborhood Map

Displayed below is a map of the Dash Point neighborhood.

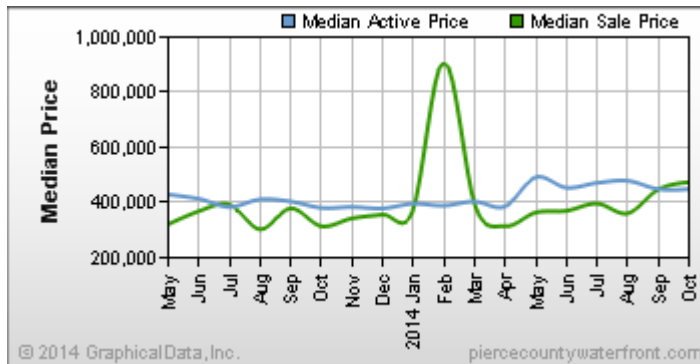


Active History: [Oct](#) [Last 30](#) [Last 7](#)

Sold History: [Oct](#) [Last 30](#) [Last 7](#)

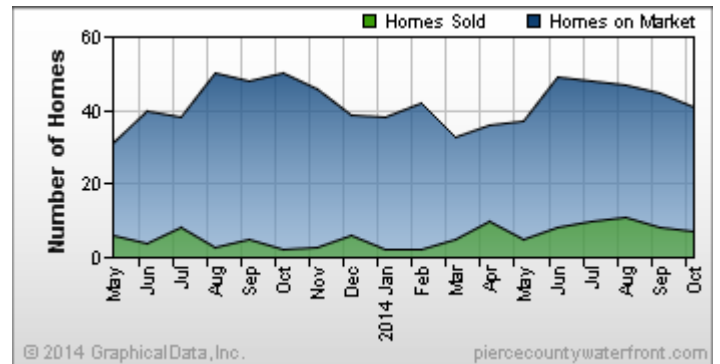
## Median Price

The Chart below compares the historic median price of sold and active inventory in the Dash Point neighborhood.



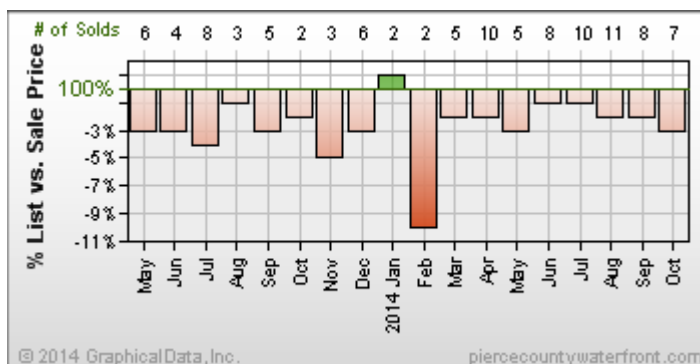
## Neighborhood Inventory

Neighborhood inventory is the number of active properties on the market and the number of homes sold in the neighborhood.



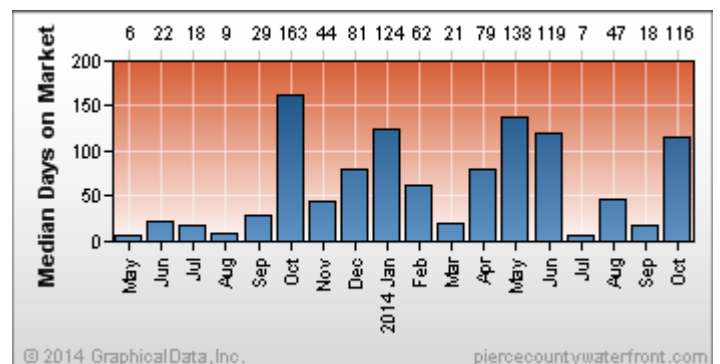
## List Price to Sale Price

This chart is useful to identify the trends in how much over or under are homes selling in relationship to list price.



## Days on Market

Days on Market for Dash Point are calculated using the median days on market of all the sold homes in the identified time period.



**Eric Paffenroth**

**Skyline Properties, Inc.**

702 So. Hill Park Dr #203 Puyallup, WA 98373

Direct: 253-777-9062 Office: 800-606-3161 Fax: 253-604-6001

Email: [eric.paffenroth@icloud.com](mailto:eric.paffenroth@icloud.com) Website: <http://pierceanwaterfront.com>

