

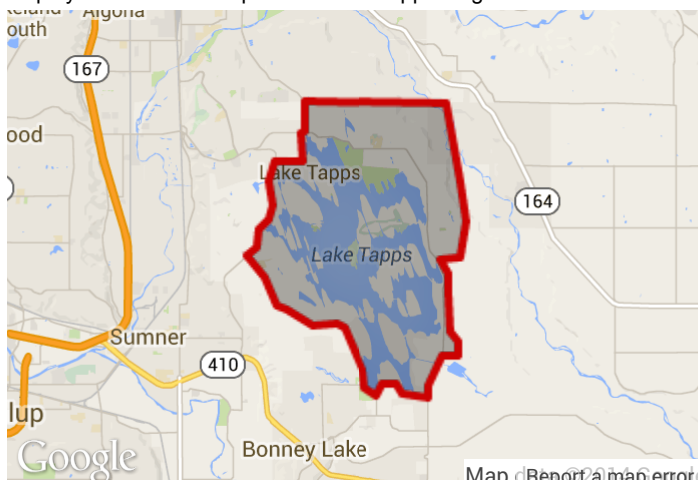
**Lake Tapps Statistics for September 2014**

The table below provides listing information for active and recently sold residential properties in this neighborhood.

Description	Sep 14	Previous Month	
Active Inventory	116	0%	▬▬
Number of Sales	15	-20.00%	↓
Median List Price	\$482,000	-5.27%	↓
Median Sale Price	\$385,000	-10.39%	↓
Median Days on Market	86	39.53%	↑
Average List / Sale Price	97.08 %	-2.22%	↓
New Listings	20	-40.00%	↓
Pending Listings	22	36.36%	↑
Supply of Inventory	8 Month Supply	---	
Average Bedrooms / Sale	3.47	---	
Average Bathrooms / Sale	2.62	---	

**Lake Tapps Neighborhood Map**

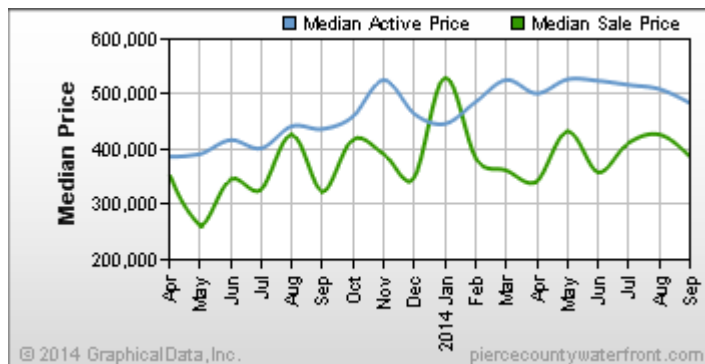
Displayed below is a map of the Lake Tapps neighborhood.



Active History: [Sep](#) [Last 30](#) [Last 7](#)  
 Sold History: [Sep](#) [Last 30](#) [Last 7](#)

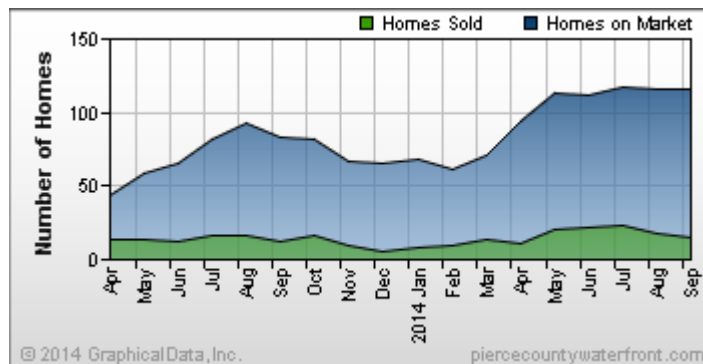
**Median Price**

The Chart below compares the historic median price of sold and active inventory in the Lake Tapps neighborhood.



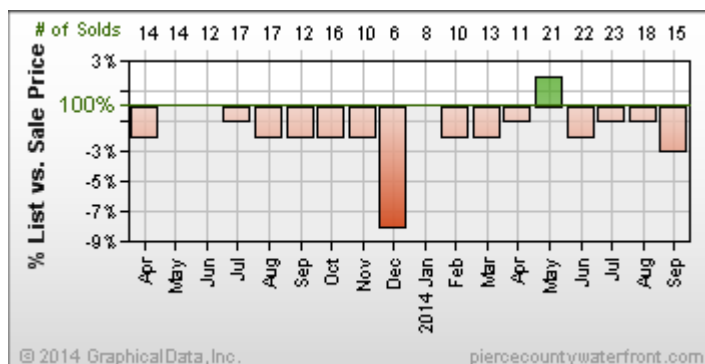
**Neighborhood Inventory**

Neighborhood inventory is the number of active properties on the market and the number of homes sold in the neighborhood.



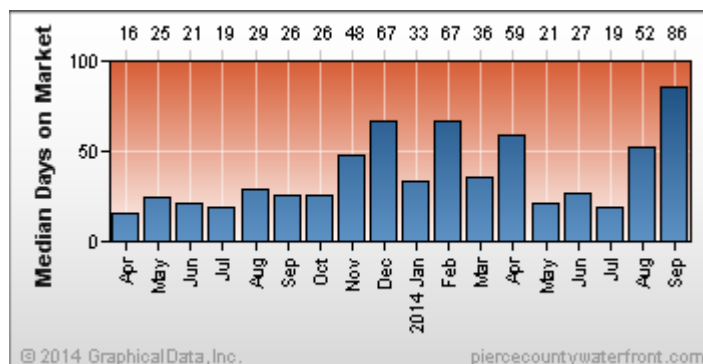
**List Price to Sale Price**

This chart is useful to identify the trends in how much over or under are homes selling in relationship to list price.



**Days on Market**

Days on Market for Lake Tapps are calculated using the median days on market of all the sold homes in the identified time period.



**Eric Paffenroth**

**Skyline Properties, Inc.**

702 So. Hill Park Dr #203 Puyallup, WA 98373

Direct: 253-777-9062 Office: 800-606-3161 Fax: 253-604-6001

Email: eric.paffenroth@icloud.com Website: http://piercecountywaterfront.com

